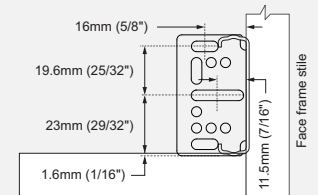
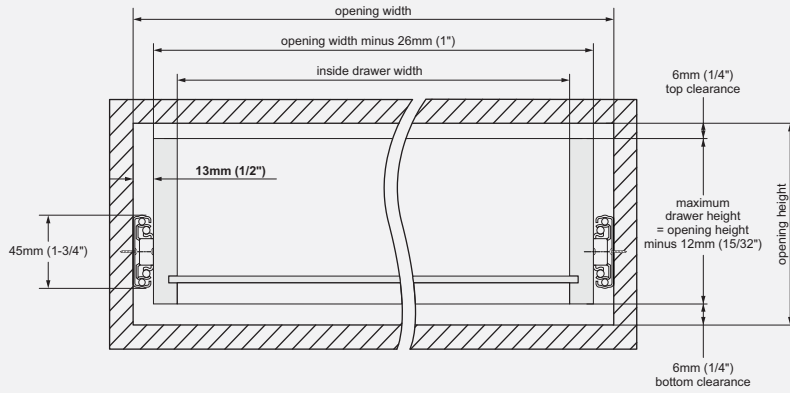
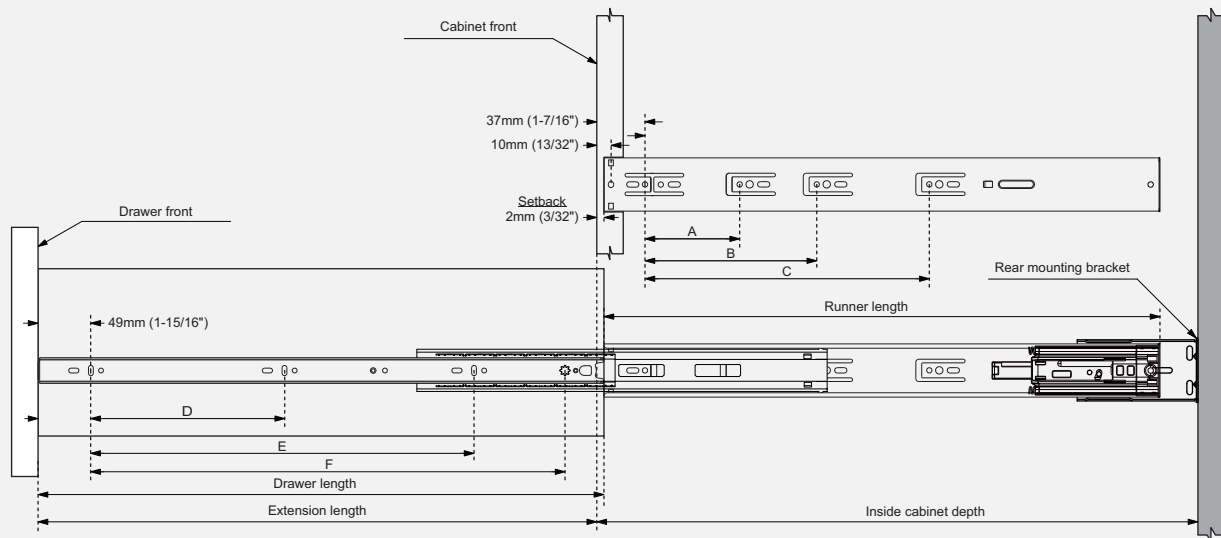


# Drawer and Cabinet Specifications

## Drawer box specifications TCH-22000 R.S.45 LX Rear mounting



## Runner mounting specifications



Runner SKU number	Runner length	Extension length ±3mm	Screw locations for frameless cabinet						Inside cabinet depth	
			A	B	C	D	E	F	Mini.	Max. for face-frame
TCH-22204 250 ZP	(10") 250mm	177mm	—	—	—	—	—	130mm	260mm	300mm
TCH-22204 300 ZP	(12") 300mm	278mm	96mm	—	—	64mm	—	180mm	310mm	350mm
TCH-22204 350 ZP	(14") 350mm	346mm	73mm	56mm	—	96mm	—	230mm	360mm	400mm
TCH-22204 400 ZP	(16") 400mm	496mm	128mm	56mm	—	128mm	—	280mm	410mm	450mm
TCH-22204 450 ZP	(18") 450mm	446mm	128mm	96mm	—	160mm	125mm	330mm	460mm	500mm
TCH-22204 500 ZP	(20") 500mm	496mm	128mm	96mm	64mm	192mm	128mm	380mm	510mm	550mm
TCH-22204 550 ZP	(22") 550mm	546mm	128mm	96mm	96mm	192mm	192mm	430mm	560mm	600mm
TCH-22204 600 ZP	(24") 600mm	596mm	128mm	96mm	128mm	224mm	192mm	480mm	610mm	650mm
TCH-22204 650 ZP	(26") 650mm	646mm	128mm	96mm	128mm	256mm	224mm	430mm	660mm	700mm
TCH-22204 700 ZP	(28") 700mm	696mm	128mm	96mm	128mm	288mm	224mm	480mm	710mm	750mm