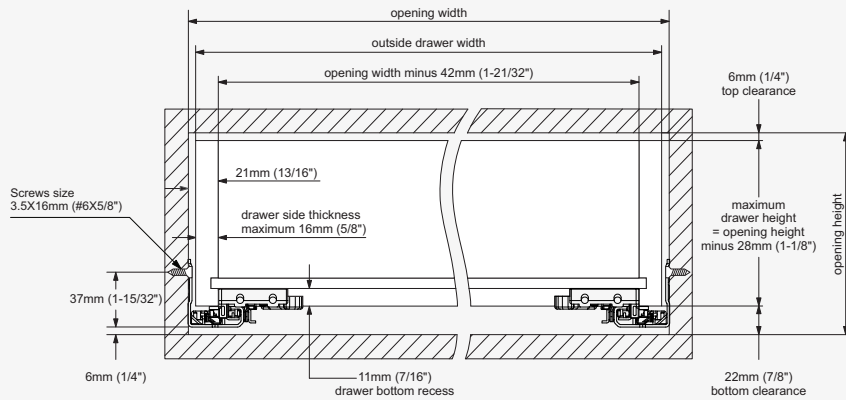


# Drawer and Cabinet Specifications

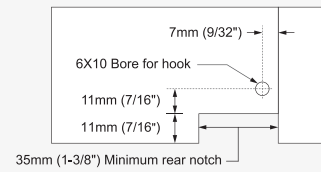
## Drawer box specification

## Drawer back preparation

### Front view



### Rear view



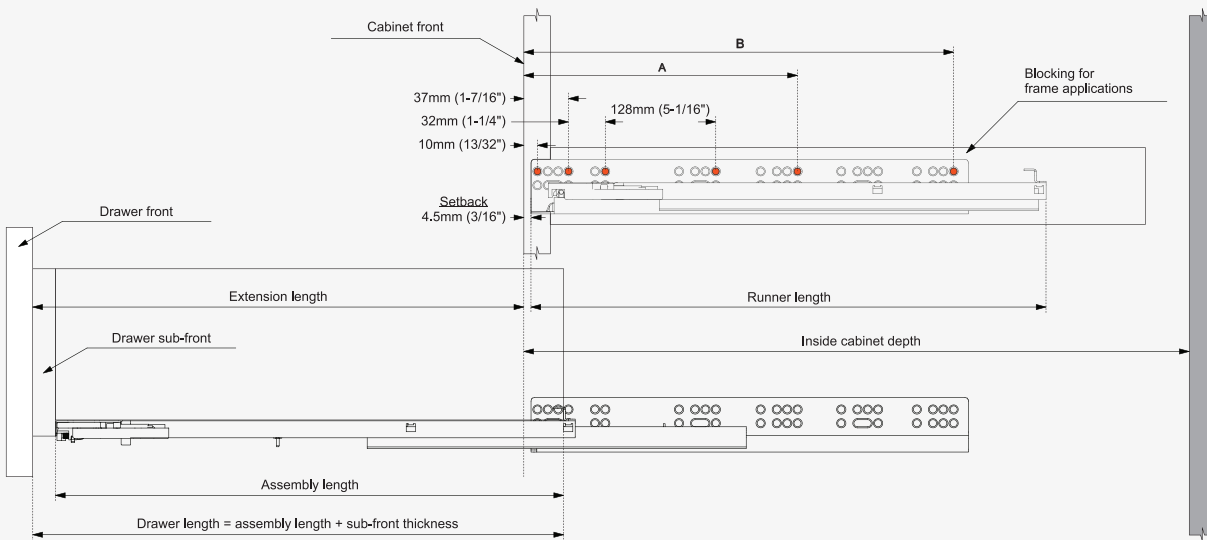
**Note:** The inside drawer width must equal Cabinet opening width minus 42mm (1-21/32") to align and function optimally

## Calculating outside drawer width

For drawer side panel thickness	16mm (5/8")	15mm (19/32")	14mm (9/16")	13mm (1/2")	12mm (15/32")
Deduct from inside cabinet width	10mm (3/8")	12mm (15/32")	14mm (9/16")	16mm (5/8")	18mm (23/32")

**Example:** For 508mm (20") inside cabinet width and a 16mm (5/8") thick drawer panel, 508mm (20") minus 10mm (3/8") = 498mm (19 5/8") drawer width.

## Runner mounting specifications



Runner SKU number	Nominal length	Runner length	Assembly length	Extension length	Screw locations for frameless cabinet		Inside cabinet depth Minimum
					A	B	
TCH-23403.S 16.305.3D	305mm (12")	305mm (12-3/16")	289mm (11-3/8")	256mm (10-1/16")	-	261mm (10-1/4")	330mm (13")
TCH-23403.S 16.381.3D	381mm (15")	386mm (15-3/16")	365mm (14-3/8")	353mm (13-7/8")	-	261mm (10-1/4")	406mm (16")
TCH-23403.S 16.457.3D	457mm (18")	462mm (18-3/16")	441mm (17-3/8")	429mm (16-7/8")	-	261mm (10-1/4")	482mm (19")
TCH-23403.S 16.533.3D	533mm (21")	538mm (21-3/16")	517mm (20-3/8")	505mm (19-7/8")	261mm (10-1/4")	325mm (12-13/16")	558mm (22")
TCH-23403.S 16.610.3D	610mm (24")	615mm (24-3/16")	594mm (23-3/8")	582mm (22-15/16")	261mm (10-1/4")	357mm (14-1/16")	635mm (25")